



UNIVERSITY OF  
**TORONTO**

# Faculty Recruitment Report 2010-2011

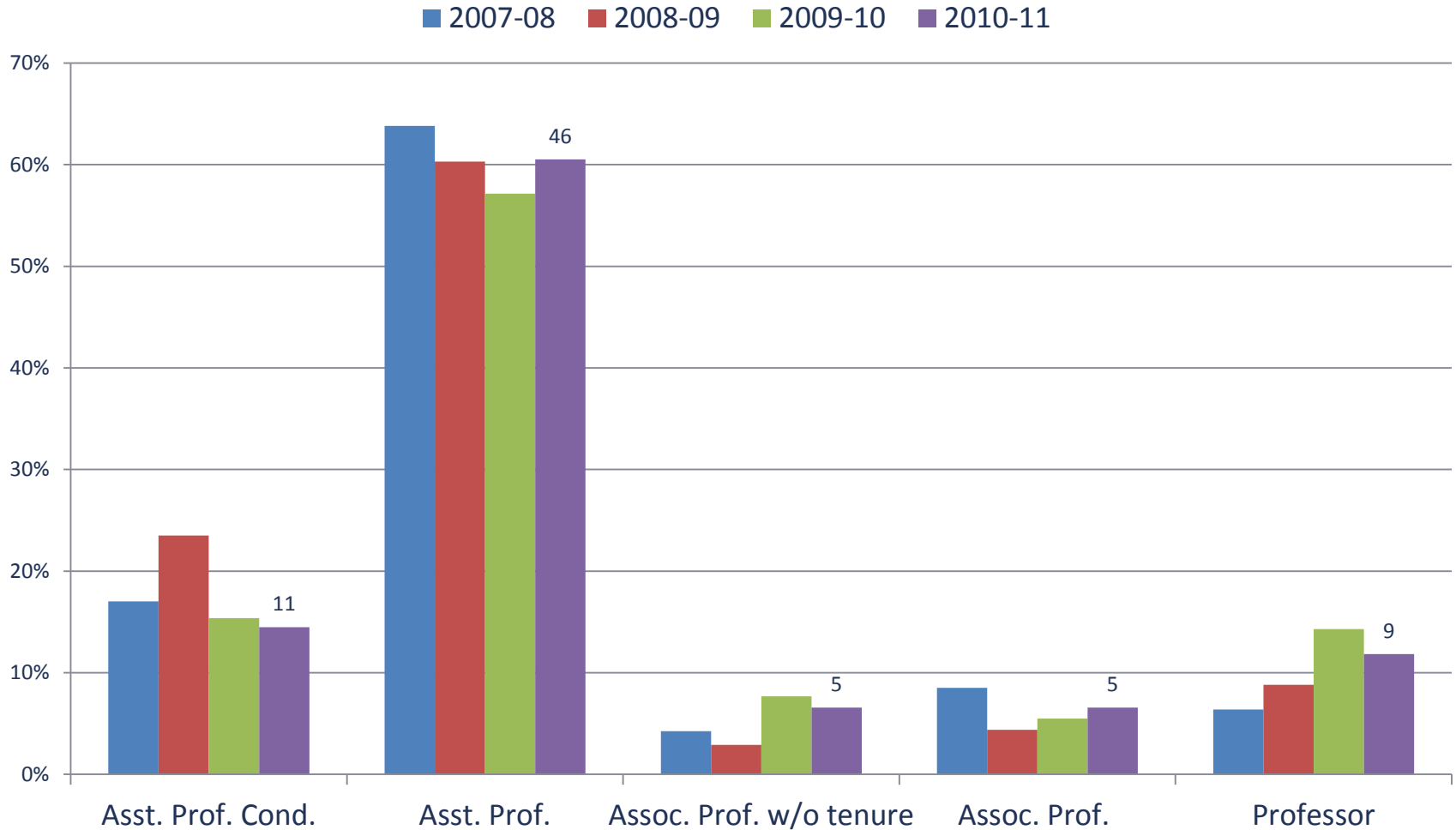
Edith Hillan  
Vice-Provost  
Faculty & Academic Life

# Table 1: Summary of Tenure Stream Appointments: 2010-11

<b>Number of:</b>	<b>2007/08</b>	<b>2008/09</b>	<b>2009/10</b>	<b>2010/11</b>
Searches	144	113	146	107
Hires	94	68	91	76
Declines	18	14	16	19
Declines unfilled	8	11	12	7
Offers pending	0	1	2	1
Remaining Unfilled positions	43	34	42	26
Estimated Searches	2008/09 115	2009/10 143	2010/11 122	2011/12 99



# Rank of New Hires



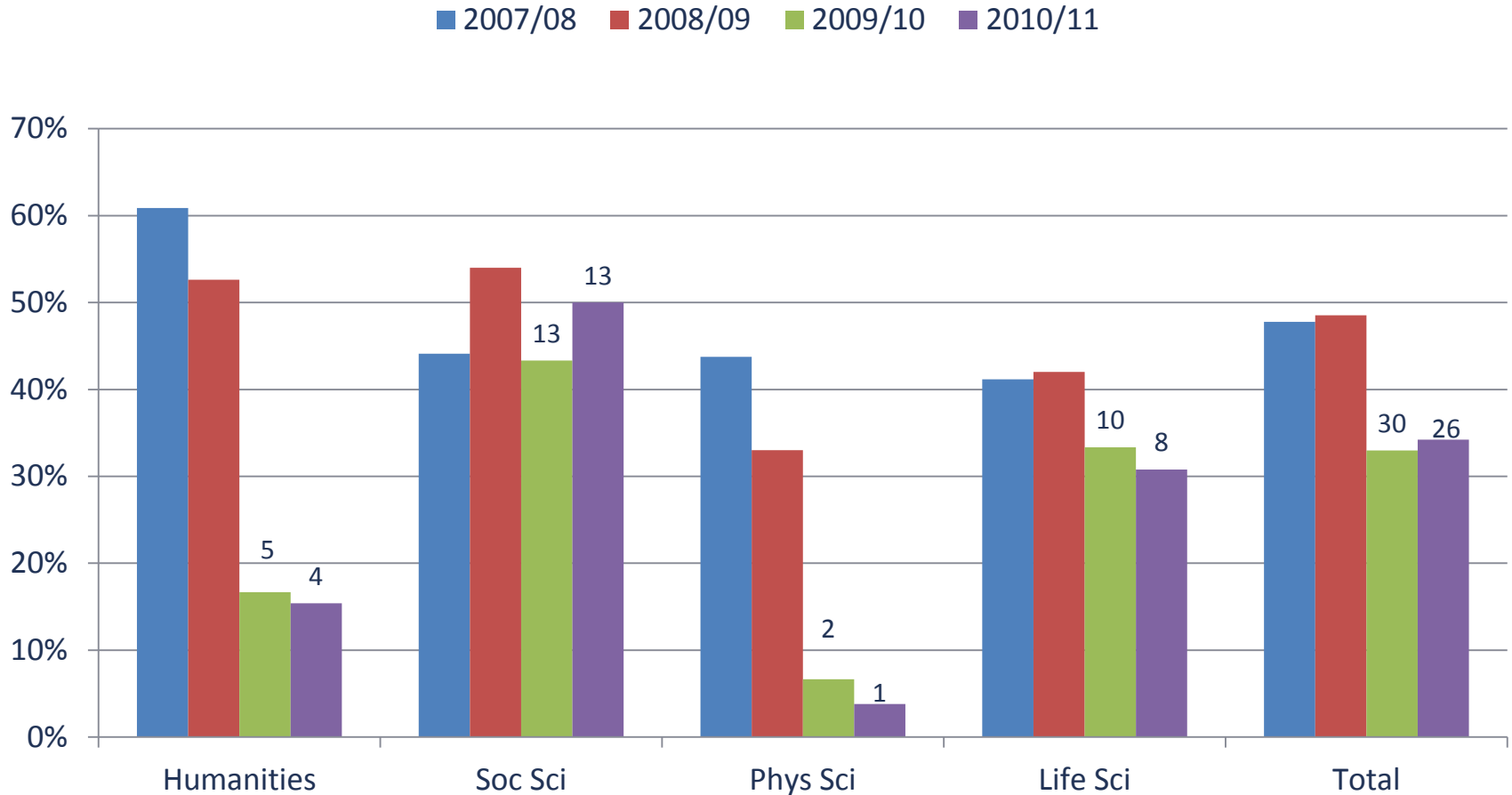
# Origin & Citizenship of New Hires

	<b>2009/2010</b>	<b>2010/2011</b>
New faculty originating from US Institutions	57%	58%
New faculty originating from international institutions	18%	16%
New faculty originating from Canadian institutions (other than U of T)	16%	11%
New faculty originating from U of T	10%	16%

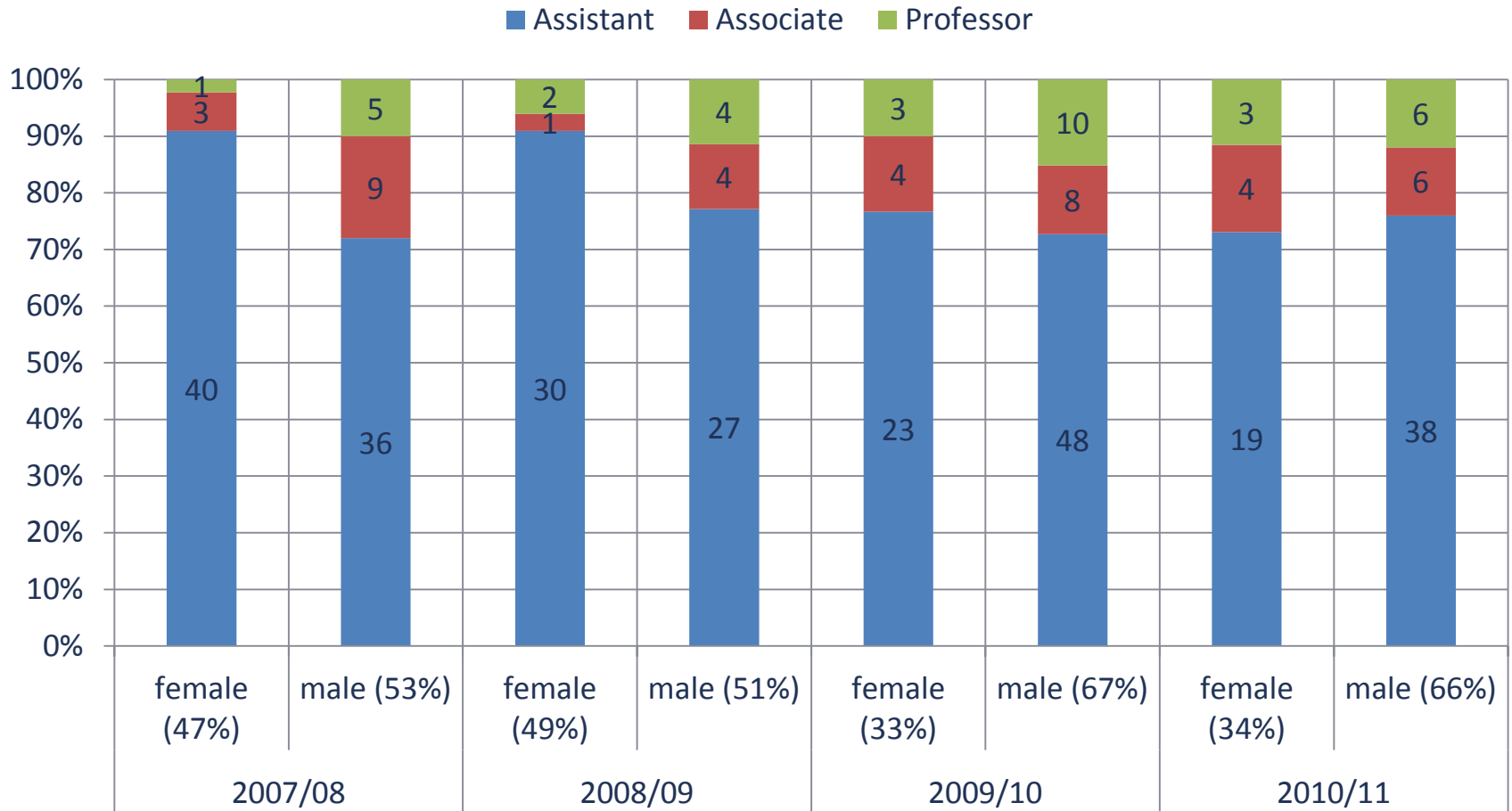
	<b>2009/2010</b>	<b>2010/2011</b>
New faculty holding Canadian citizenship	38%	50%
New faculty holding US citizenship	30%	26%
New faculty holding other citizenship	32%	24%



# Women Hires by SGS Division

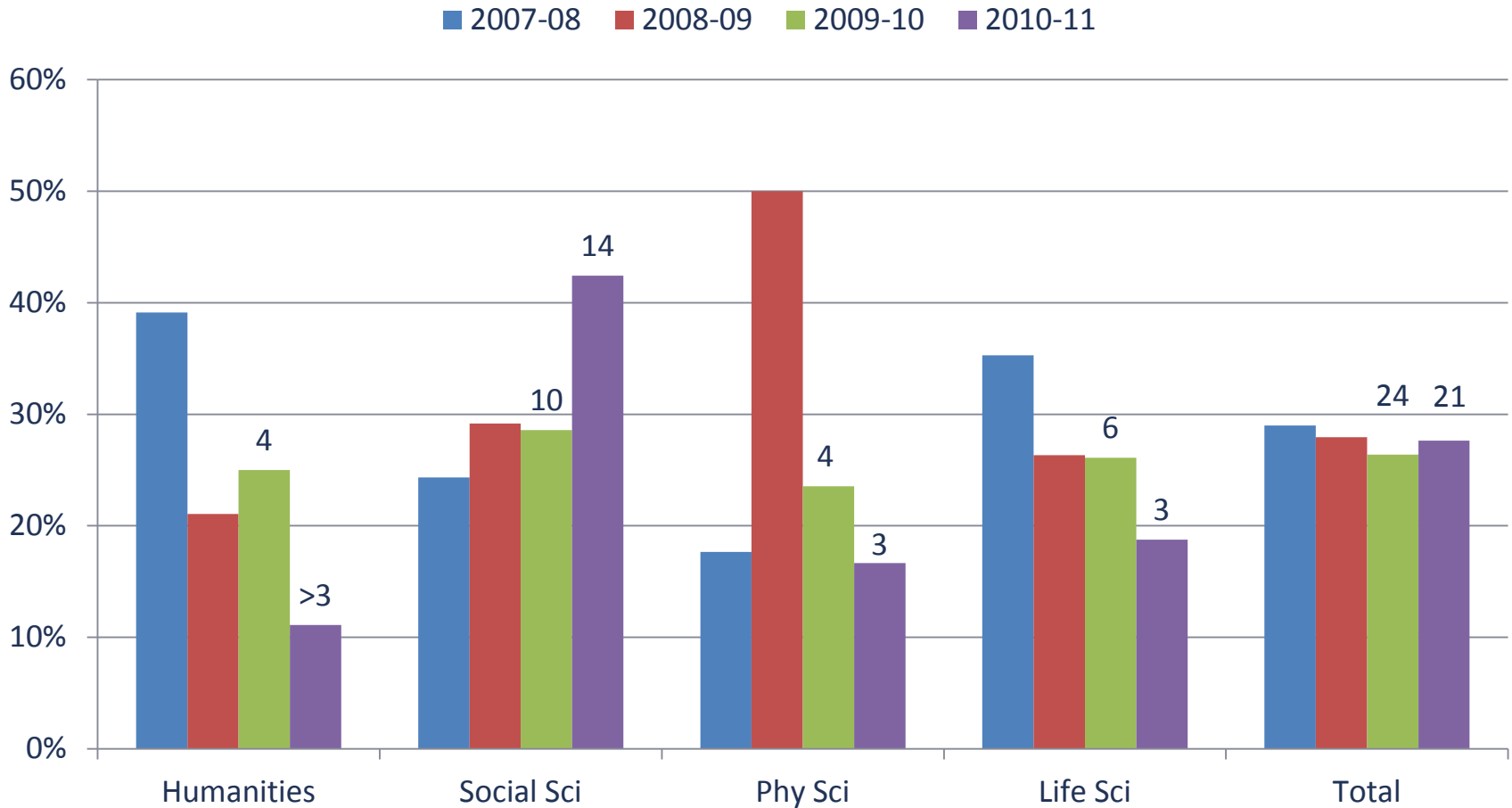


# Comparison of Women and Men New Hires by Rank





# Visible Minority Hires by SGS Division



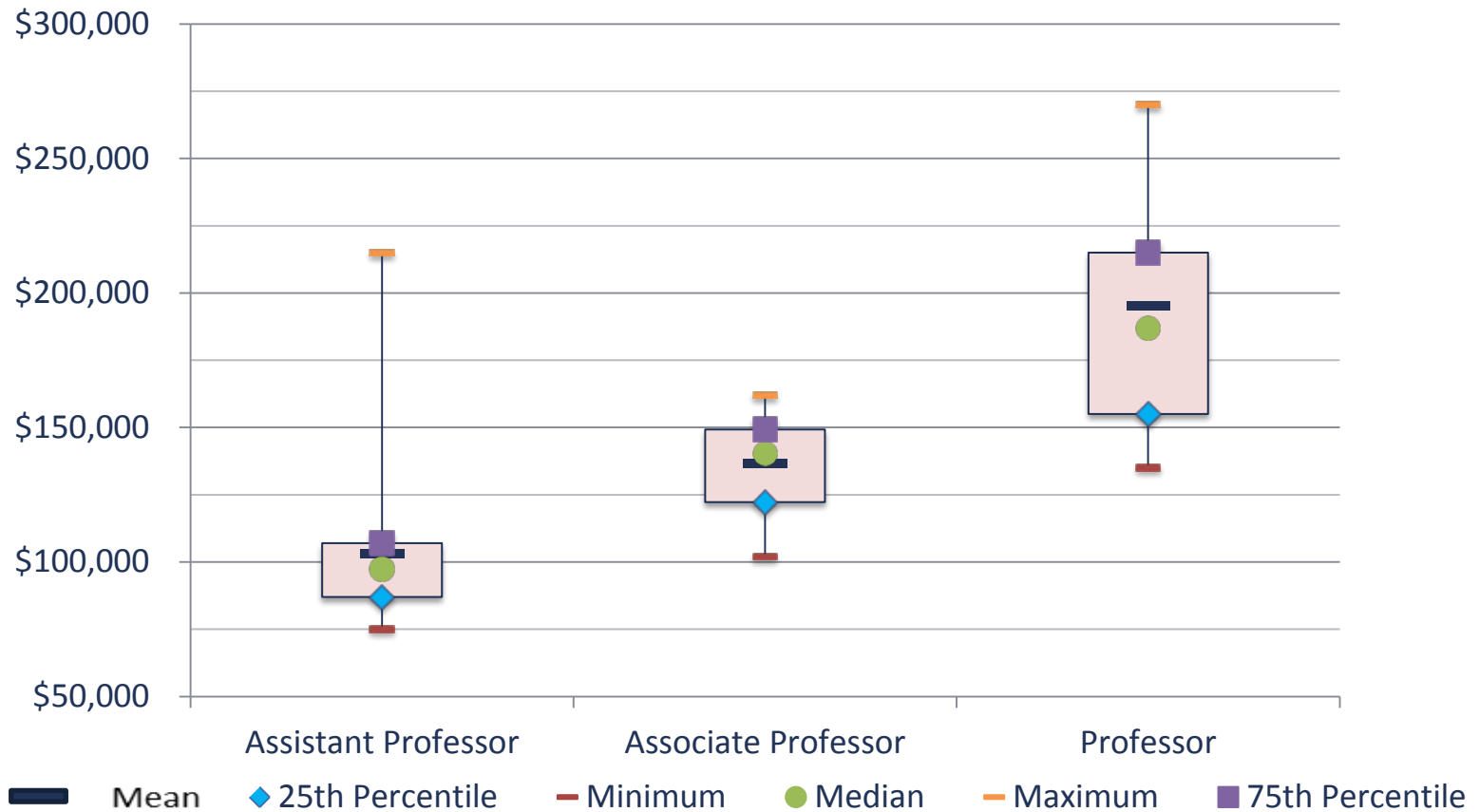
# New Hire Salary Ranges

Rank	N=	Median	Mean
Assistant			
2007-08	76	\$86,000	\$96,403
2008-09	57	\$87,500	\$97,553
2009-10	66	\$92,500	\$101,855
2010-11	57	\$97,500	\$103,139
Associate			
2007-08	12	\$125,000	\$129,548
2008-09	5	\$125,000	\$147,600
2009-10	12	\$119,500	\$134,833
2010-11	10	\$140,250	\$136,750
Full Professor			
2007-08	6	\$207,500	\$203,167
2008-09	6	\$157,500	\$158,833
2009-10	13	\$180,000	\$185,154
2010-11	9	\$187,000	\$195,222





# New Tenure Stream Hire Salary Ranges



# Summary of Teaching Stream Appointments

<b>Number of:</b>	<b>2009/10</b>	<b>2010/11</b>
Searches	27	20
Hires	18	15
Declines	1	0
Declines unfilled	1	0
Offers pending	0	0
Remaining unfilled positions	8	7
Estimated searches	2010/2011 16	2011/2012 18



# New Teaching-Stream Hire Salary Ranges

